

BaByliss[®]

**OMBRE STYLER 235
2084U**

SAFETY CAUTIONS

- This appliance should only be used as described within this instruction booklet. Please retain for reference.

IMPORTANT CHILD SAFETY

WARNING! Polythene bags over a product or package may be dangerous. To avoid danger of suffocation, keep this wrapper away from babies and children. This bag is not a toy.

WARNING! THIS APPLIANCE GETS HOT!

- **ALWAYS** keep out of reach of children (during and after use and whilst cooling).
- This appliance should not be used, cleaned or maintained by children.
- Always take extra care if used on children or near children.
- Do not use on very young children.

IMPORTANT SAFETY





- Do not use the appliance in the bathroom.
- **WARNING!** Do not use this appliance near water contained in basins, bathtubs or other vessels.
- Do not immerse the appliance in water or other liquids.
- Always inspect the appliance before use for noticeable signs of damage. Do not use if damaged, or if the appliance has been dropped. In the event of damage, discontinue use immediately. Contact the Conair Customer Care Line (refer to 'UK After Sales Service' section for further information).
- Do not use the appliance if the lead is damaged. In the event of lead damage, discontinue use immediately. If the lead is damaged it must be replaced by the manufacturer. Return the appliance to the Customer Care Centre (refer to 'UK After Sales Service' section for further information). No repair must be attempted by the consumer.
- Do not leave the appliance unattended when switched on or plugged in.
- During use, do not place the appliance on any heat sensitive surface, even when using the heat mat provided.
- Take care to avoid the hot surface of the appliance coming into direct contact with the skin, in particular the eyes, ears, face and neck.
- In the event of the appliance left switched on, the appliance will automatically shut off after 72 minutes. If you wish to continue using the appliance after this

time, simply press the ϕ button to turn the power on.

- This appliance should not be used by adults whose reduced physical, sensory or mental capabilities, or whose lack of experience and knowledge, might cause a hazard, unless they have been correctly instructed to understand the safe use and hazards involved and are adequately supervised.
- Allow appliance to cool before storing away.
- After use, do not coil the lead around the appliance as this may cause damage. Instead, coil loosely by the side of the appliance.
- This product complies fully with all appropriate EU and UK Legislation and the Standards relevant to this type and class of appliance. We are an ISO9001:2015 certified company that continually evaluates our Quality Management System performance. If you have any queries regarding product safety and compliance, please contact our Customer Services Department. (See “U.K. After Sales Service” section for further information.)

INSTRUCTIONS FOR USE

- Ensure hair is dry and combed through to remove any tangles. Divide the hair into sections ready for styling.
- Press the button marked  to switch on.
- Rotate the temperature dial to select the desired straightening temperature. The red indicator light will blink until optimum temperature has been reached.
- Place a section of hair between the straightening plates, close to the roots.
- Hold the hair firmly between the straightening plates and slide down the length of the hair, from root to tip.
- Repeat as necessary.
- Allow the hair to cool before combing through.
- After use, press the button marked  to switch off and unplug the appliance.
- Allow to cool before storing away

Heat Settings

If you have delicate, fine or coloured hair, use the lower heat setting. For thicker hair, use the higher heat setting.

It is suggested to always complete a test on initial use to ensure the correct temperature is used on the hair type. Start on the lowest setting and increase the temperature until desired result is achieved.


Below is a guide of the temperature settings:-

1-9 = 150°C-180°C

9-13 = 180°C-200°C

13-20 = 200°C-235°C

Auto Shut Off

This appliance has an automatic shut off feature for added safety. If the appliance is switched on for more than 72 minutes continuously, it will automatically switch off. If you wish to continue using the appliance after this time, simply press the  button to turn the power on.

Heat Wrap

The appliance comes with a heat wrap for use during and after styling. During use do not place the appliance on any heat sensitive surface, even when using the heat wrap provided. After use, switch off and unplug the appliance. Immediately wrap the appliance in the heat wrap provided and allow to fully cool down. Continue to keep it out of reach of children as it will remain hot for several minutes.

CARE & MAINTENANCE

To help keep your appliance in the best possible condition follow the steps below:

- Do not wrap the lead around the appliance, instead coil the lead loosely by the side of the appliance.
- Do not use the appliance at a stretch from the power point.
- Always unplug after use.

For more information on this appliance visit www.babyliss.co.uk

UK GUARANTEE

The Conair Group Ltd, Unit 3, Waterfront Business Park, Fleet,
GU51 3TW

This BaByliss appliance is guaranteed for consumer use for 5 years and is only valid within the United Kingdom.

This guarantee covers consumer use only **i.e.** defects occurring under normal use within the home from date of purchase or date of delivery, whichever is later.

If the product develops a fault due to defects in materials or manufacture **within 12 months** from the date of purchase, to avoid delays and unnecessary inconvenience, where possible please return the product to the point of purchase for an exchange,

If the product develops a fault due to defects in materials or manufacture **after 12 months** from the date of purchase, and within the guarantee period, Conair UK After Sales Service will repair or replace the product.

Exclusions

This guarantee will no longer be valid meaning that The Conair Group Ltd will not be liable to repair or replace your product where:

- 1.) The appliance has been used on a voltage supply other than that which is marked on the product, or advised within this instruction booklet
- 2.) The appliance has been purchased from an unauthorised stockist*
- 3.) The appliance is used for professional / non domestic usage
- 4.) Repairs or alterations have been attempted by unauthorised persons
- 5.) The failure of the appliance is a direct result of misuse
- 6.) The failure is a result of not following the instructions for use

This guarantee does not cover any cosmetic damage due to misuse of the product nor any damage to persons or property that occurs because of product misuse.

*unauthorised stockists include, but are not limited to online auction sites, private sellers and those selling second hand goods, refurbished products etc

Please contact the Conair Customer Care Line on 03705 133 191 (09:00 to 17:00 Monday to Friday) or e-mail ukinfo@conair.com for further information on authorised stockists.

It is important to retain your proof of purchase. We recommend attaching your receipt to this page.

Even where a refund may be applicable, no refund will be provided without a valid receipt or proof of purchase, we will only be able to offer a repair or replacement service. Please note this does not apply if the product was purchased directly from The Conair Group Ltd.

Guarantees on replacement products run from the original purchase date or date of delivery, whichever is later, and **not** from the date of replacement.

This guarantee is an additional benefit and does not affect your statutory rights as a consumer.

If you have any queries regarding this guarantee please contact the Conair Customer Care Line on 03705 133 191 (09:00 to 17:00 Monday to Friday) or e-mail ukinfo@conair.com

UK AFTER SALES SERVICE

For further advice on using the appliance or should you need to return your product, please contact the Conair Customer Care Line on 03705 133 191 (09:00 to 17:00 Monday to Friday) or e-mail your enquiry to ukinfo@conair.com

Return address:


Customer Care Centre
Conair Logistics
Unit 4, Revolution Park
Buckshaw Avenue
Buckshaw Village
Chorley
PR7 7DW

Please enclose your returns number, name and address details, together with a copy of proof of purchase and details of the fault.

Please note this Instruction Booklet is not the guarantee.

SAFE DISPOSAL



The  symbol on the product or on its packaging indicates that this product may not be treated as household waste. Instead it should be handed to an appropriate collection point for the recycling of Electrical and Electronic equipment. By ensuring this product is disposed of correctly, you will help prevent potential negative consequences for the environment and human health, which could otherwise be caused by inappropriate waste handling of this product. For more detailed information about the recycling of this product, please contact your local council office or your household waste disposal service.